

SIZING GUIDE

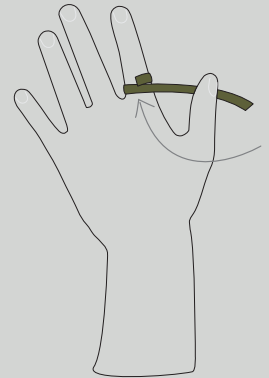
RINGS

FIND YOUR SIZE



1. SABOTEUR specifies the ring sizes with the inner circumference of the ring in millimeter. For example size 44 corresponds to 44 mm.

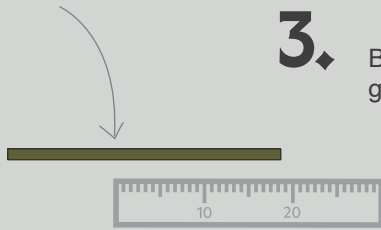
2.



You can easily determine your own ring size with a measuring tape or a cord. To measure simply place the cord (or the measuring tape) around the finger where you want to put the ring later. The ends of the cord should be marked.

3.

3. By using a ruler you can then measure the marked cord and get your ring size.



CHOOSE YOUR SIZE

If your determined size is between two ring sizes, please select the next larger size.
For example: You measured a circumference of 51 mm then please select ring size 52.








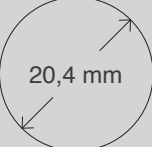

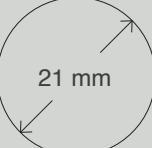


Ring size	44	46	48	50	52	54	56	58	60	62	64	66	68
Circumference	44 mm	46 mm	48 mm	50 mm	52 mm	54 mm	56 mm	58 mm	60 mm	62 mm	64 mm	66 mm	68 mm

HINT: If you already have a ring that suits you, you can measure its diameter with a ruler. The table below helps you to determine the corresponding ring size for your measured diameter.



SABOTEUR

OVERVIEW

Europe	USA	UK	AU	Ø	Europe	USA	UK	AU	Ø
46	3 ¾	G ½ – H	G ½	 14,6 mm	58	8 ½	Q ½	Q	 18,5 mm
48	4 ½	I ½	I ¼	 15,3 mm	60	9	S – S ½	R ½	 19,3 mm
50	5 ¼	K	K	 16 mm	62	10	T ½ – U	T ½	 19,7 mm
52	6	L ½	L ½	 16,6 mm	64	10 ¾	V – V ½	V	 20,4 mm
54	6 ¾	N	N	 17,3 mm	66	11 ½	X	W ½	 21 mm
56	7 ½	O ½ – P	O ½	 18 mm	68	12 ¼	Y ½	Y	 21,7 mm



SABOTEUR